





CORE Subjects	Lesson and Resources	Notes / Extension Task
ENGLISH	<p>Lesson 1  <a href="#">Lesson 08 How are ideas about deception presented.pptx</a></p> <p>Lesson 2  <a href="#">Lesson 09 How are ideas about love presented.pptx</a></p> <p>Lesson 3  <a href="#">Lesson 10 How are ideas about deception presented.pptx</a></p> <p>Lesson 4  <a href="#">Lesson 11 How is Benedick presented (FAIR).pptx</a>  <a href="#">Lesson 11 Planning Sheet.docx</a></p> <p>Lesson 5  <a href="#">Lesson 12 How are ideas about deception presented.pptx</a></p> <p>Lesson 6  <a href="#">Lesson 13 How is Beatrice presented.pptx</a></p> <p>Lesson 7  <a href="#">Lesson 14 How have the key themes of Much Ado About Nothing been presented so far.pptx</a></p>	<p>Booklet of resources:</p> <p><a href="#">Full Text - Much Ado About Nothing.docx</a></p>

CORE Subjects	Lesson and Resources	Notes / Extension Task
MATHS	<u>Lesson 1</u> Add and Subtract Negative Numbers <b>Sparx: M106</b> Follow this link and answer the questions. Click the tick at the bottom to check your answers. <a href="#">Add and Subtract Negative Numbers</a>	<u>Notes:</u> Where relevant, find the Sparx Task by clicking on Independent Learning: 
	<u>Lesson 2</u> Multiply and Divide Negative Numbers <b>Sparx: M288</b> Follow this link and answer the questions. Click the tick at the bottom to check your answers. <a href="#">Multiply and Divide Negative Numbers</a>	And then search for the relevant task in the Search bar: 
	<u>Lesson 3</u> Algebraic Notation <b>Sparx: M813</b> Follow the links and answer the questions. Click the tick at the bottom to check your answers. <a href="#">Algebraic Notation Practice</a>	<u>Extension Tasks:</u> Complete all Compulsory, Target and XP Boost tasks at 100%

CORE Subjects	Lesson and Resources	Notes / Extension Task
MATHS	<u>Lesson 4</u> Collecting Like Terms <b>Sparx: M795, M531</b> Follow the links and answer the questions. Click the tick at the bottom to check your answers. <a href="#">Collecting Like Terms Practice</a>	<u>Notes:</u> Where relevant, find the Sparx Task by clicking on Independent Learning:  And then search for the relevant task in the Search bar: <div> <div>Search for topics:</div> <div>Your curriculum:</div> <div>Enter topic name or code</div> <div>Key Stage 3</div> </div> Use the videos for support as you answer the questions.  <u>Extension Tasks:</u> Complete all Compulsory, Target and XP Boost tasks at 100%
	<u>Lesson 5</u> Expanding Brackets <b>Sparx: M237</b> Follow this link and answer question 1, 2 and 3 Click the tick at the bottom to check your answers. <a href="#">Expanding Brackets</a>	
	<u>Lesson 6</u> Expanding and Simplify <b>Sparx: M792</b> Follow this link and answer the question 5 and 6. Click the tick at the bottom to check your answers. <a href="#">Expanding Brackets</a>	
	<u>Lesson 7</u> Factorising <b>Sparx: M100</b> Follow this link and answer the questions. Click the tick at the bottom to check your answers. <a href="#">Factorising</a>	

CORE Subjects	Lesson and Resources	Notes / Extension Task
SCIENCE	<p>Lesson 1: KS 3 Scienc3&gt; Year 8&gt; Materials and the Earth &gt; Structure of the Earth  <a href="https://continuityoak.org.uk/lessons">https://continuityoak.org.uk/lessons</a></p> <p>Lesson 2: Igneous Rocks  <a href="#">Curriculum - Curriculum</a></p> <p>Lesson 3: Sedimentary rocks  <a href="#">Curriculum - Curriculum</a></p> <p>Lesson 4: Metamorphic rocks  <a href="#">Curriculum - Curriculum</a></p> <p>Lesson 5: Fossils  <a href="#">Curriculum - Curriculum</a></p>	<p><a href="#">Sparx - How to Use</a></p> <p><b>Notes:</b>            Where relevant, find the Sparx Task by clicking on Independent Learning:</p> <p></p> <p>And then search for the relevant task in the Search bar:</p> <div data-bbox="1294 606 1850 668"> <div>Search for topics:</div> <div>Your curriculum:</div> <div>Enter topic name or code</div> <div>Key Stage 3</div> </div>

Foundation Subject	Lesson and Resources	Notes / Extension Task
ART		
DRAMA	This half term we are looking at slapstick. Create a storyboard that outlines a plan for a funny story. Can you include trips, slips, practical jokes and a chase?	
FRENCH	<p>Here are the topics that we are studying this term:</p> <p><b>Holidays</b>            Activities in the past            Describing a holiday in the past            Your usual holidays            Where would you like to go?</p> <p>Revise these topics here on BBC Bitesize:</p> <p><a href="#">Past tense</a>  <a href="#">Holidays, Travel and tourism</a></p> <p>Practise the vocabulary from the French page in your Knowledge Organiser.</p>	<p><b>Notes:</b></p> <ol style="list-style-type: none"> <li>1. Watch the video on Bitesize and complete the activities.</li> <li>2. Make a note of any new words in French and English</li> <li>3. Then go to ActiveLearn and complete the activities that your teacher has set you on Arbor.</li> <li>4. Write a short paragraph (50 words) about the topic. Use opinions, past tense and future tense. Revise writing it out from memory – ask someone at home to test you if possible!</li> </ol> <p><b>Homework / Extension tasks:</b></p> <ol style="list-style-type: none"> <li>1. Active Learn. Go to <a href="https://www.pearsonactivelearn.com/app/Home">https://www.pearsonactivelearn.com/app/Home</a>            Your username is your Regis School email.            Your password is Tr5Reset22            Complete set tasks.</li> </ol>

Foundation Subject	Lesson and Resources	Notes / Extension Task
<b>GEOGRAPHY</b>	<p>Follow the links below to watch and complete the Oak National lessons. Ensure you are in a suitable environment to work where you can listen to the teacher recording of the lesson. You will pause and complete all activities and record your work on the worksheet uploaded or in a notebook or on paper.</p> <p>Only complete the amount of lessons you would have missed had you have been in school.</p> <p>Website: <a href="https://continuityoak.org.uk/Lessons">https://continuityoak.org.uk/Lessons</a></p> <p><b><u>Autumn Term 1: Population</u></b> Go to- Geography- Year 8- Unit 2- Population</p> <p><b><i>Week beginning 6/10</i></b> L7- What strategies have been used to try and control population growth? L8- What are the impacts of an ageing population? L9- How is the UK managing the ageing population?</p>	<p>If you have finished all the tasks in the lesson and resources section and wish to continue some more geography work log on to Seneca using your school account.</p> <p>Search for KS3 Geography and work your way through the learning and quizzes for the topic you are currently learning.</p>
<b>HISTORY</b>	<p>Work through unit 2, Lessons 1-3</p>	<p>Before you begin, you will need a pen, paper and headphones if working in a shared area.</p> <p>Click on the link below: <a href="https://www.thenational.academy/pupils/programmes/history-secondary-year-8/units">https://www.thenational.academy/pupils/programmes/history-secondary-year-8/units</a></p>
<b>MUSIC</b>		

Foundation Subject	Lesson and Resources	Notes / Extension Task
RELIGIOUS STUDIES	Lesson 1 Muhammad <a href="https://thenational.academy/pupils/lessons/muhammad-ctgpad?share=true">https://thenational.academy/pupils/lessons/muhammad-ctgpad?share=true</a>	Notes: 1. Open the link and complete the lesson, pause the video as and when needed.  Extension task: Create a ten question quiz about this topic.
	Lesson 2 Sunni Shia split <a href="https://thenational.academy/pupils/lessons/sunnishia-split-cnhp8d?share=true">https://thenational.academy/pupils/lessons/sunnishia-split-cnhp8d?share=true</a>	Notes: 1. Open the link and complete the lesson, pause the video as and when needed.  Extension task: Create a ten question quiz about this topic.
SPANISH	Here are the topics that we are studying this term:  <b>Holidays</b> - Activities in the past - Describing a holiday in the past - Your usual holidays - Where would you like to go?  Revise these topics here on BBC Bitesize:  <a href="#">Past tense</a> <a href="#">Holidays, Travel and tourism</a>  Practise the vocabulary from the Spanish page in your Knowledge Organiser.	<b>Notes:</b> 1. Watch the video on Bitesize and complete the activities. 2. Make a note of any new words in Spanish and English 3. Then go to ActiveLearn and complete the work that your teacher has set you on Arbor. 4. Write a short paragraph (50 words) about the topic. Use opinions, past tense and future tense. Revise writing it out from memory – ask someone at home to test you if possible!  <b>Homework / Extension tasks:</b> 5. Active Learn. Go to <a href="https://www.pearsonactivelearn.com/app/Home">https://www.pearsonactivelearn.com/app/Home</a> Your username is your Regis School email. Your password is Tr5Reset22 Complete set tasks.